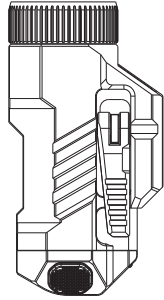


# 铜版纸110克, 双面印刷, 尺寸280x98mm, 四折五页, 风琴折

**ACEBEAM**  
Light Where You Want It

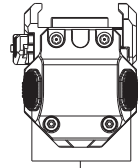
## User Manual




**G10**

Quick Detach Tactical Rail-mounted Light

### PRODUCT OVERVIEW



**Left / Right switch**  
ON/OFF: Click  $\leq 0.2s$   
Momentary ON: Long press  $> 0.5s$ , the light will stay on until the switch is released.




Insulating film  
Before first use, unscrew the head cap and remove the insulating film.

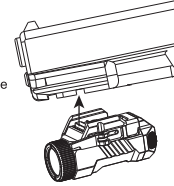


**Note:** These two screws allow for slightly adjusting the tightness of your tactical rail mount, ensuring a good match with your equipment.

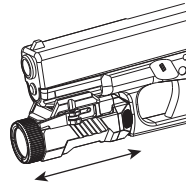
### INSTALLATION



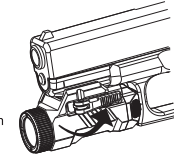
1. Pull open the swing arm



2. Align the convex groove of your rail mount with the groove of the rail

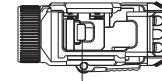


3. Attach it on, and slide the rail mount to your desired position



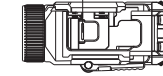
4. Close the swing arm

### COMPATIBILITY CHECK

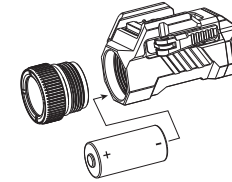


**To match Glock rails**  
Please place your rail-locating metal sheet horizontally.

**To match MIL-STD-1913 (Picatinny) rails**  
Please place your rail-locating metal sheet vertically.



### BATTERY REPLACEMENT



Red: Charging

Green: Fully charged

### FEATURES

- Compatible with Glock and Picatinny rails
- Innovative rail mount, no need for additional rail adapters
- Quick attach and release with no tools and without putting your hands in front of the muzzle
- Adjustable sliding rail allows you to fix the light to your desired position
- Simple and quick ON/OFF and Momentary-ON with the ambidextrous switching
- Nearly silent switch design to avoid exposing your position
- Utilizing Luminus SFT-25R HI LED, max 600 lumens with 200 meters throw, up to 70 minutes runtime
- Dual power options: USB-C 16340 battery (included), compatible with 1 x CR123A
- Sturdy rail mounting structure and an impact-resistant tempered glass lens for superior toughness
- Compact and lightweight, fits unobtrusively with both of your long and short equipment
- High strength and impact-resistant HAIII hard-anodized anti-abrasive and corrosion-resistant finish
- All metal body (A6061-T6 high-quality aluminum alloy) can withstand 1.5-meter drop test
- IP68 Dust-proof and Waterproof Rating: Fully submersible to 2 meters / 6.5 feet
- Weight: 87g/3.06oz (including battery)
- Size: 68.3mm (length) x 31.4mm (width) x 35.9mm (height) 2.68" (length) x 1.23" (width) x 1.41" (height)

### TECHNICAL PARAMETER

FL1 STANDARD				
High	600-350 ~250lumens	40s+50min +20min	200m	10000cd
	IP68		1.5 meters	

Note: above data are tested with included ACEBEAM USB-C 16340 battery according to ANSI/PLATO FL1 at ACEBEAM lab, and the data may vary due to different situations.

### INCLUDED

- 1x G10 light
- 1x ACEBEAM USB-C 16340 battery
- 1x USB-C charging cable
- 2x Screws CM2.5\*10
- 2x Spare O-rings
- 1x User manual
- 1x Warranty card

(EN) English

### OPERATIONS

**Left / Right switch**  
ON/OFF: Click  $\leq 0.2s$   
Momentary ON: Long press  $> 0.5s$ , the light will stay on until the switch is released.

(CN) 简体中文

### 操作步骤

**左键/右键**  
开/关机: 单击  $\leq 0.2s$   
瞬时点亮: 长按  $> 0.5s$ , 松开按键即关闭

(D) Deutsch

### BEDIENUNGSANWEISUNGEN

**Linke Taste/Rechte Taste**  
EIN/AUS: Einzelklick  $\leq 0,2$  Sekunden  
Momentenbeleuchtung: Langes Drücken  $> 0,5$  Sekunden, Licht geht aus beim Loslassen der Taste

(RU) Русский

### Инструкция по эксплуатации

**Левая кнопка/Правая кнопка**  
ВКЛ/ВЫКЛ: Однократное нажатие  $\leq 0,2$  секунды  
Мгновенное включение: Длительное нажатие  $> 0,5$  секунд, свет выключается при отпускании кнопки

(FR) Français

### INSTRUCTIONS D'OPÉRATION

**Touche gauche/Touche droite**  
MARCHE/ARRÊT: Clic unique  $\leq 0,2$  seconde  
Éclairage instantané: Maintien prolongé  $> 0,5$  seconde, la lumière s'éteint lorsque le bouton est relâché

(FI) Finland

### KÄYTTÖOHJEET

**Vasen painike/Oikea painike**  
PÄÄLLE/POIS: Yksittäinen painallus  $\leq 0,2$  sekuntia  
Heti päälle: Pitkä painallus  $> 0,5$  sekuntia, valo sammuu kun painike vapautetaan

(KR) 한국어

### 작동 지침

**왼쪽 버튼/오른쪽 버튼**  
켜기/끄기: 클릭  $\leq 0.2s$   
순간 점등: 길게 누르기  $> 0.5s$ , 버튼을 놓으면 불이 꺼짐

(NL) Nederlands

### BEDIENINGSINSTRUCTIES

**Linkerknop/Rechterknop**  
AAN/UIT: Enkele klik  $\leq 0,2$  seconde  
Momentverlichting: Lang indrukken  $> 0,5$  seconde, licht gaat uit bij loslaten van de knop

(RO) Romanesc

### ISTRUCȚIUNI DE OPERARE

**Butonul stânga/Butonul dreapta**  
ON/OFF: Clic simplu  $\leq 0,2$  secunde  
Iluminare instantanee: Apăsare lungă  $> 0,5$  secunde, lumina se stinge la eliberarea butonului

(NO) Norwegian

### OPERASJONSINSTRUKSJONER

**Venstre knapp/Høyre knapp**  
PÅ/AV: Enkelttrykk  $\leq 0,2$  sekunder  
Øyeblikkelig lys: Hold inne  $> 0,5$  sekunder, lyset slukkes når knappen slippes

(JP) 日本語

### 操作手順

**左ボタン/右ボタン**  
オン/オフ: クリック  $\leq 0.2$ 秒  
瞬間点灯: 長押し  $> 0.5$ 秒、ボタンを離すと消灯

(SE) Swedish

### ANVISNINGAR FÖR DRIFT

**Vänster knapp/Höger knapp**  
PÅ/AV: Enstaka klick  $\leq 0,2$  sekunder  
Momentant ljus: Långtryck  $> 0,5$  sekunder, ljuset släcks när knappen släpps

(SK) Slovenský jazyk

### PREVÁDZKOVÉ POKYNY

**Ľavé tlačidlo/Pravé tlačidlo**  
ZAPNUTÉ/VYPNUTÉ: Jedno kliknutie  $\leq 0,2$  sekundy  
Okamžité osvetlenie: Dlhé stlačenie  $> 0,5$  sekundy, svetlo sa vypne po uvoľnení tlačidla

(TH) ภาษาไทย

### ขั้นตอนการใช้งาน

**ปุ่มซ้าย/ปุ่มขวา**  
เปิด/ปิด: คลิกเดียว  $\leq 0,2$  วินาที  
ไฟฉายสว่าง: กดค้าง  $> 0,5$  วินาที, เปลืองไฟจนดับ

(UA) Українська

### ІНСТРУКЦІЯ З ЕКСПЛУАТАЦІЇ

**Ліва кнопка/Праві кнопки**  
ВІМКНУТИ/ВИМКНУТИ: Одне натискання  $\leq 0,2$  секунди  
Миттєве світло: Тримати натиснутою  $> 0,5$  секунди, світло вимикається при відпусканні кнопки

(ES) Español

### INSTRUCCIONES DE OPERACIÓN

**Botón izquierdo/Botón derecho**  
ENCENDIDO/APAGADO: Clic único  $\leq 0,2$  segundos  
Iluminación instantánea: Mantener presionado  $> 0,5$  segundos, la luz se apaga al soltar el botón

(HU) Hungara

### MŰKÖDÉSI UTASÍTÁSOK

**Bal gomb/Jobb gomb**  
BE/KI: Egy kattintás  $\leq 0,2$  másodperc  
Azonnali világítás: Hosszú nyomás  $> 0,5$  másodperc, a fény kialszik a gomb elengedésekor

(IT) Italiano

### ISTRUZIONI OPERATIVE

**Pulsante sinistro/Pulsante destro**  
ON/OFF: Clic singolo  $\leq 0,2$  secondi  
Illuminazione istantanea: Tenere premuto  $> 0,5$  secondi, la luce si spegne rilasciando il pulsante

(PL) Polska

### ISTRUZIONI OPERATIVE

**Przycisk lewy/Przycisk prawy**  
WŁ/WYŁ: Kliknięcie  $\leq 0,2$  sekundy  
Oświetlenie błyskawiczne: Przytrzymanie  $> 0,5$  sekundy, światło gaśnie po zwolnieniu przycisku

### DISCLAIMER CLAUSE

Acebeam is not liable for damages or injuries sustained resulting from the usage of the product inconsistent with the warnings in the manual.



"Follow" us for more information about Acebeam.



ACEBEAM TECHNOLOGY CO., LIMITED

+86 0755 23036551

www.acebeam.com

info@acebeam.com

1/F No.1 Building, Yijiang Industrial Park, Dalang, Longhua, Shenzhen 518100, Guangdong, China

Copyright © 2024 ACEBEAM. All rights reserved.  
Powered by Acebeam Technology Co., Ltd